



SD4700P Universal USB-C and USB 3.0 Docking Station

REVIEWER'S GUIDE

K38240NA

Extending the Life of Your Docking Station Investments

Supporting the latest USB-C connections, and legacy computers with USB 3.0 ports, the SD4700P Universal USB-C and USB 3.0 Docking Station is the ideal docking solution for evolving computer environments. Engineered using the most stable and trusted technology, the SD4700P provides compatibility that just works. Exhaustively tested with new and legacy laptop models, the SD4700P extends the life of your technology investments and is easy and painless to setup.

Features & Benefits

- **Universal Docking Station** is a savvy technology investment for evolving and mixed computer environments - conveniently connecting any laptop equipped with USB-C or USB 3.0 and supporting both Windows and Mac
- **Simple Set-up** up allows you to connect and quickly transfer audio, video, data and power (supported USB-C devices with PD function only), keeping your workspace clean and clutter-free, while also easily accommodating roaming computer environments and flexible workspaces
- **DisplayPort++/HDMI** provides flexible video connections with support up to 2560x1600 for a single monitor or 2048x1152 for dual monitors via DisplayLink
- **6 USB Ports** extends the productivity capabilities of today's thin laptops via one USB-C port, and five USB 3.0 ports, one of which is a 2.1A fast-charging port to power up a tablet or smartphone
- **135W Power Supply Adapter** provides ample power for dock and up to 60W of power for devices connected via Power Delivery (PD) USB-C accessories via one USB-C 5Gbps port, and two USB 3.0 ports, one of which is a 2.1A charging port to power up a tablet or smartphone
- **Combo 3.5mm Headphone & Microphone Jack** lets users easily connect their favorite headset
- **Gigabit Ethernet Port** provides a reliable 1Gb wired networking connection between computers for faster downloads from corporate intranet or internet
- **Kensington Security Slot** protects your technology investment via easy implementation of a cable lock
- **Zero Footprint Mounting** provides the option to attach the dock to the back of any VESA® compatible external display

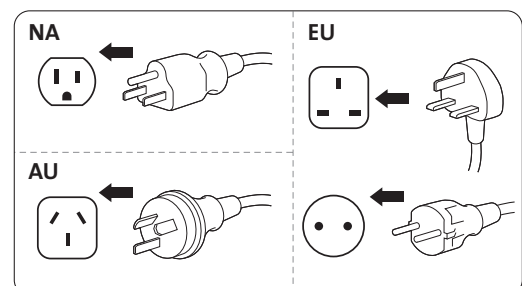
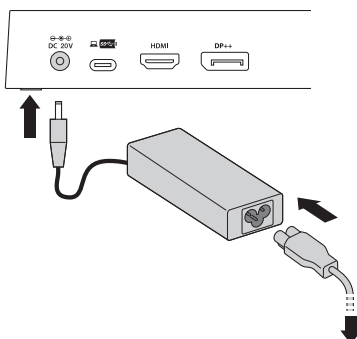
Important Technical Details:

- The SD4700P dock will work with computers that have USB-C or USB 3.0 ports
- Compatibility
 - Windows 7 and 10
 - macOS 10.13 or later

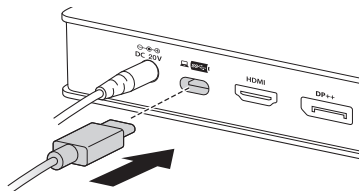


How to set up your SD4700P Universal USB-C and USB 3.0 Docking Station

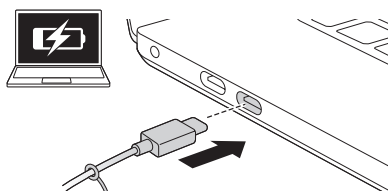
1. Connect & plug-in the power supply.



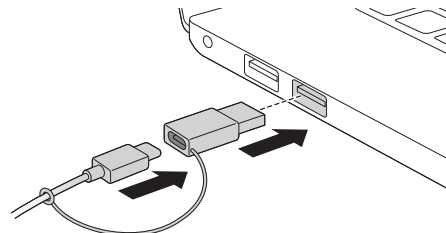
2a. Connect the provided cable to the dock. Use the non-tethered USB-C end to connect to the back of the dock. To connect to a USB-C compatible computer, go to Step 2b. To connect to a USB 3.0 compatible computer, go to Step 2c.



2b. Connect the dock to your computer using an available USB-C port. This will provide up to 60W of power for devices connected via Power Delivery (PD) USB-C. Move to Step 3.

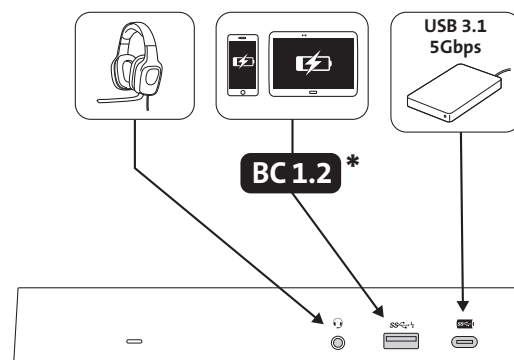


2c. Connect the tethered USB 3.0 adapter to the USB-C connector. Connect to your computer using an available USB 3.0 port.

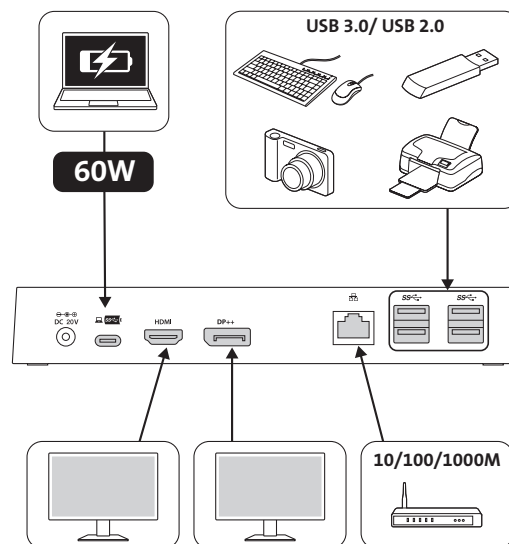


3. Connect preferred accessories.


- The front USB-C port supports USB data only and is capable of delivery power of up to 5V/3A. A good example of an accessory that can be used in this port is an external hard drive that uses USB-C connection.
- Charge and access your tablet or smartphone with the front USB 3.0 port.
- Connect preferred peripheral accessories to any of the 4 USB 3.0 ports on the back.
- Connect preferred peripheral accessory with the second USB 3.0 port on the back of the dock.
- Plug-in your microphone or headphone into the 3.5mm jack.



4. Connect your monitor using either HDMI or DisplayPort++. The SD4700P will support up to 2560x1600 for a single monitor or 2048x1152 for dual monitors via DisplayLink.



- 5.** For Zero Footprint Mounting, use the Docking Station Mount (sold separately) to attach the SD4700P to the back of your monitor. Compatible with 75mm or 100mm VESA hole layout in either up-down or left-right orientation.



- 6.** To secure your dock with a Kensington cable lock (sold separately), loop the cable around a secure fixed object and insert the lock into the Kensington Security Slot™. The MicroSaver® 2.0 Keyed Laptop Lock (K65020WW) is compatible with the SD4700P.



SD4700P Universal USB-C and
USB 3.0 Docking Station
K38240NA

If you have any questions, please contact Kensington Technical Support at 800-535-4242.