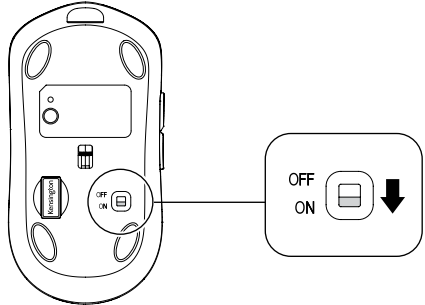
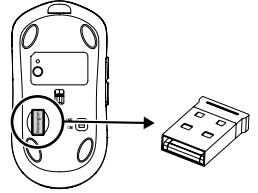


MY430 Quick Start Guide / Guide de démarrage rapide

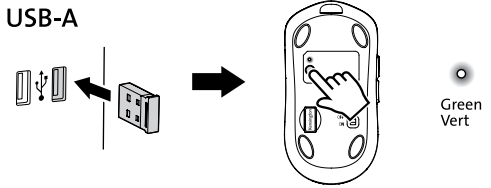
1 Power On Mise sous tension



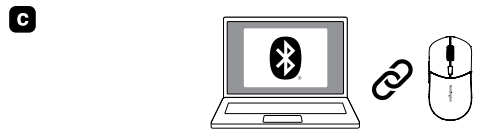
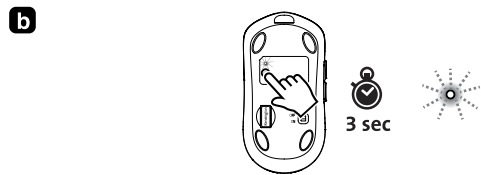
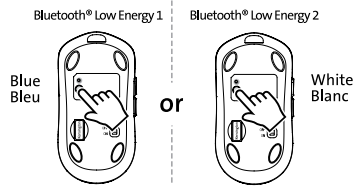
2 a Connect with 2.4GHz USB Receiver Connexion avec le récepteur USB 2,4 GHz



- b** • Plug in USB dongle / Branchez le dongle USB
- Connects automatically / Connexion automatique



a Connect with Bluetooth® Connexion avec Bluetooth®



Konnect™ Software for Customization:
Konnect™ Logiciel de personnalisation:
www.Kensington.com/software/hub

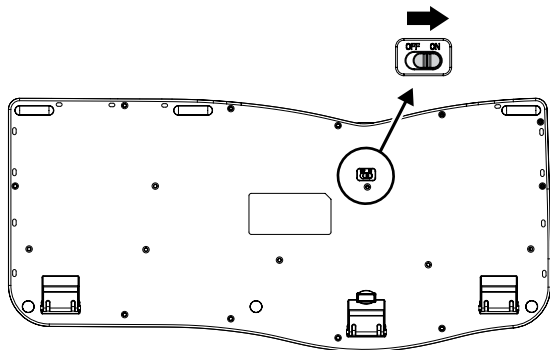


Instruction Guide and Support:
Guide d'instructions et soutien:
www.Kensington.com/MY430

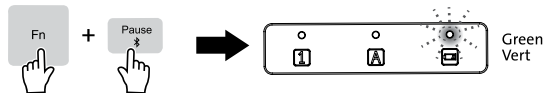


KB680 Quick Start Guide / Guide de démarrage rapide

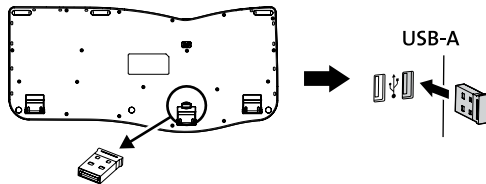
- 1** Power On
Mise sous tension



- 2** **a** Connect with 2.4GHz USB Receiver
Connexion avec le récepteur USB 2,4 GHz

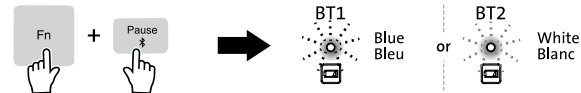


- b**
- Plug in USB dongle / Branchez le dongle USB
 - Connects automatically / Connexion automatique



- !** TIP: Stay within 10m (33 ft) of device
ASTUCE : Restez à moins de 10 m (33 pi) de l'appareil

- a** Connect with Bluetooth®
Connexion avec Bluetooth®



- b**
- 3 secs / 3 s

- c**
- 30 secs / 30 s
- BT1 Blue Bleu or BT2 White Blanc

- d**
- 3 min
- BT1 Blue Bleu or BT2 White Blanc



Konnect™ Software for Customization:
Konnect™ Logiciel de personnalisation:
www.Kensington.com/software/hub



Instruction Guide and Support:
Guide d'instructions et soutien:
www.Kensington.com/KB680



Kensington®